

Plotting sheet

sight & time

sight & time

Date

1
2

... ° W/E

3
4

Run Nm

Course°

.. ° N/S




AP




DR




FIX




LOP



LOP''



Zd



RUN

.. ° N/S

.. ° N/S

